

Andrea Turner

1

AMANDA and friends

Contents

Unit worksheets	3-28
Festivals worksheets	29-31
Transcripts	32
Phonics worksheets	33-39
Term letters to parents	40-42
Term evaluations	43-45
Term dividers	46-48

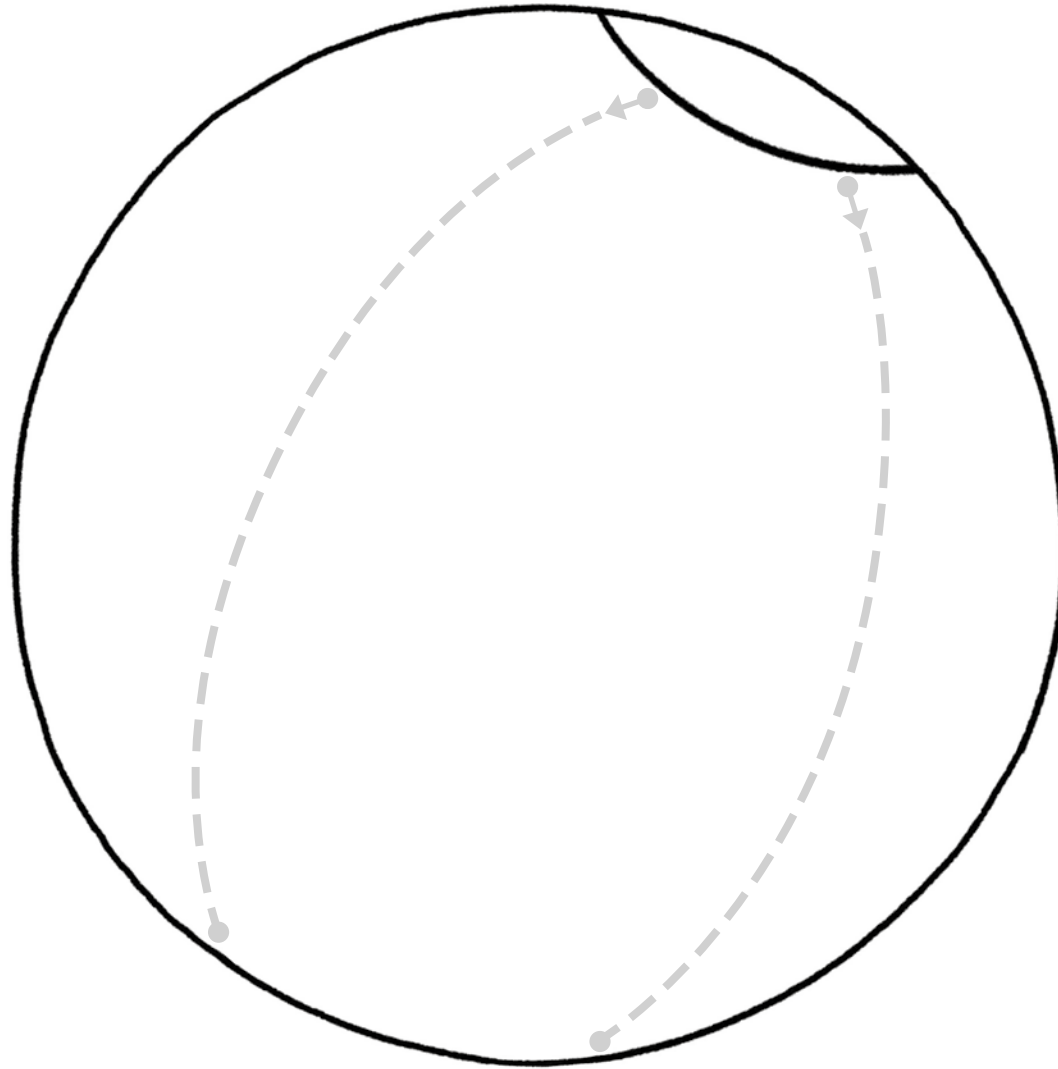




NAME: _____

Toys

3.1



Richmond Photocopiable © Santillana Educación, S.L.




.....
• Name the toy.

• Trace the lines and decorate the ball.
.....

NAME: _____

Halloween



-
- Make a cat mask.
-

Transcripts



Listen and colour.

Man: Red. Colour the pencil red.

Woman: Red. Colour the book red.

Man: Yellow. Colour the crayon yellow.

Woman: Yellow. Colour the bag yellow.




Listen and do.

Woman: Put a red sticker on the nose.

Woman: Draw the mouth.

Man: Colour the number 2 green.

Woman: Put a yellow sticker on the circle.



Listen and put coloured stickers.

Woman: Put a red sticker on Amanda's brother.

Man: Put a yellow sticker on George's sister.

Woman: Put a red sticker on Alfie's mummy.

Man: Put a yellow sticker on Alfie's daddy.



Listen and colour.

Man: Colour the big fish blue.

Woman: Colour the little dog red.

Man: Colour the big cat.

Woman: Colour the little mouse.



Listen and put coloured stickers.

Man: Put a red sticker on the car.

Woman: Put a blue sticker on the doll.

Man: Put a yellow sticker on the ball.

Woman: Put a green sticker on the teddy.



Listen and do.

Woman: Colour the apples red.

Man: Draw one more banana.

Woman: Count the pears.

Man: Draw an orange.





NAME: _____

Phonics **T**



The teacher's toys



Richmond Photocopiable © Santillana Educación, S.L.



• Say the *t* words.

• Match Toby and Tina with the toys.