

Unit 4 Animals



3 ● 4 ●
2 ● 5 ●
1 ● 6 ●

Unit 4 Animals

LESSON 1

Animals chant

I've got a little duck. Quack, quack!


I've got a little cat. Meow!

I've got a little cow. Moo, moo!







I've got a little frog,

A pony and a dog.

Woof, woof!

- Play the *Animals chant*.  CD 2/2
- Encourage the children to trace the animals.
- Ask the children to draw a line from one to six and colour the farm.

EXTRA:  WS 20



Unit 4 Animals

LESSON 2

Animals action story

Go outside.


You see a cat.

The cat is sad.


Stroke it.

There's a dog. Woof, woof!

The cat runs away.

- Play the *Animals action story*.  CD 2/3
- Ask the children to listen and join in with the actions.
- Encourage them to draw the correct number of dots / write the correct number in the square next to each picture.

EXTRA:  WS 21




Unit 4 Animals

LESSON 3


The butterfly (a song)

A beautiful, beautiful butterfly
Is sitting on my nose.
It's black and white,
And green and blue,
And pink and yellow, too.
It's black and white,
And green and blue,
And pink and yellow, too.

A beautiful, beautiful butterfly
Is flying up and down.
It's black and white,
And green and blue,
And pink and yellow, too.
It's black and white,
And green and blue,
And pink and yellow, too.

- Play *The butterfly song*.  **CD 2/4**
- Encourage the children to trace and colour the butterfly's right-hand side in colours that mirror the left-hand side.

EXTRA:  **WS 22**



Unit 4 Animals

LESSON 4

Animals listening activity


Colour the duck yellow.
Colour the cat black.
Colour the cow brown.
Colour the frog green.

My little farm (a song) CD 2/6

Come with me, come with me
To my little farm.
Look at the animals, look at the animals
On my little farm.

A duck, a cow, a cat, meow!
A pony and a mouse, squeak, squeak!
A dog, woof, woof, and a frog, croak, croak!
A frog, croak, and a dog, woof, woof!

Come with me ...

- Play the *Animals listening activity*.  CD 2/8
- Encourage the children to colour the animals.

EXTRA:  WS 23



Unit 4 Animals


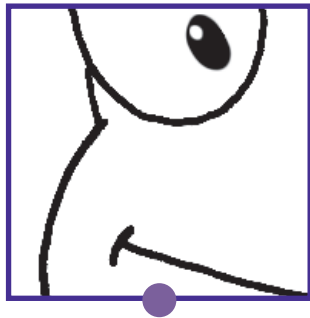
LESSON 5

The very big carrot (a story)

<i>Cow:</i> Mouse, go and get the pony, please.	<i>Pony:</i> Mouse, go and get the dog, please.	<i>Mouse:</i> Cat, come quickly.	audio CD only
<i>Mouse:</i> Yes, Cow.	<i>Mouse:</i> OK.	<i>Cat:</i> OK. Meow, meow.	
<i>Mouse:</i> Pony, come quickly.	<i>Mouse:</i> Dog, come quickly.	<i>Cow:</i> Pull.	
<i>Pony:</i> OK.	<i>Dog:</i> OK.	<i>Pony, Dog & Cat:</i> OK.	
<i>Cow:</i> Pull.	<i>Cow:</i> Pull.	<i>Cow:</i> We can't pull the carrot out.	
<i>Pony:</i> OK.	<i>Pony & Dog:</i> OK.	<i>Mouse:</i> Can I help?	
<i>Cow:</i> We can't pull the carrot out.	<i>Cow:</i> We can't pull the carrot out.	<i>Pony:</i> You're too small.	
	<i>Dog:</i> Mouse, go and get the cat, please.	<i>Mouse:</i> Please.	
	<i>Mouse:</i> OK.	<i>Cow:</i> OK.	
		<i>Mouse:</i> Hooray!	
		<i>Cow, Pony, Dog & Cat:</i> Thank you, Mouse.	

- Watch *The very big carrot* DVD cartoon.
- Encourage the children to stick in the stickers in the correct order.
- Ask them to trace the lines on the fence and roof.

EXTRA:  WS24 a+b



Unit 4 Animals

LESSON 6

Thinking Skills

- Ask the children to look and match the body parts to the correct animals.
- Encourage the children to colour the body parts in the correct colours.