

# HAPPY FAMILIES

1 Trace and colour.



mum ● → red

granddad ● → pink

sister ● → blue

brother ● → yellow

dad ● → purple

granny ● → green



## 2 Read and match.



This is my sister.

This is my dad.

This is my grandad.



## 3 Read, trace and circle.

① This is my granny.



② This is my brother.






③ This is my mum.



4 Look and write. Then, listen and number.



mum grandad  
brother sister  
granny dad





5 Trace and number. Then colour.




- ① I'm bored.    ② I'm hungry.    ③ I'm sad.
- ④ I'm happy.    ⑤ I'm scared.



6

Trace and complete. Then, draw and write for you.

TIME TO WRITE





This is my gr.

Blank writing lines for the student to draw and write.

## PHONICS

7

Circle and colour the S words.



# GO AGAIN!

1 Look and write.

Blank writing lines



Blank writing lines

Blank writing lines

Blank writing lines

Blank writing lines

Blank writing lines

2 Write. Then, listen and number.

