

# Unit 1 Back to school

## Lesson 1

1 Read, look and circle.



classroom / canteen



assembly hall / gym




library / computer lab




playground / art room


2 Read and draw.




art room



classroom



assembly hall



computer lab

1 Read and circle true (T) or false (F).

1


We're taking a test.



T / F

2

I'm watching a film.



T / F

3

I'm painting a picture.



T / F

4

We're working on the computer.



T / F

2 Order the sentences.

What are you doing?

1



singing / I'm / song / a

2




violin / playing / We're / the

# Unit 1

## Lesson 3

1 Read, look and circle.



He's in the  
canteen / assembly hall.




She's in the  
classroom / bathroom.




She's in the  
art room / bathroom.



He's in the  
library / classroom.



She's in the  
assembly hall / gym.



He's in the  
art room / assembly hall.

2 Look and write the answers.

~~eating lunch~~ listening to the teacher painting a picture  
playing basketball washing her hands watching a film

1. What's he doing?

He's eating lunch.

2. What's she doing?

She's \_\_\_\_\_.

3. What's she doing?

\_\_\_\_\_

4. What's he doing?

\_\_\_\_\_

5. What's she doing?


\_\_\_\_\_

6. What's he doing?

\_\_\_\_\_

1 Read, look and number.

1. On Thursday we paint.
2. On Friday we watch films.
3. On Wednesday we read books.
4. On Monday we work on computers.
5. On Tuesday we do exercises.



Thursday



2 Label with the days of the week.

3 Look and complete the sentences.

art room assembly hall computer lab gym library

1. We paint in the \_\_\_\_\_.
2. We watch films in the \_\_\_\_\_.
3. We read books in the \_\_\_\_\_.
4. We work on computers in the \_\_\_\_\_.
5. We do exercises in the \_\_\_\_\_.

# Unit 1

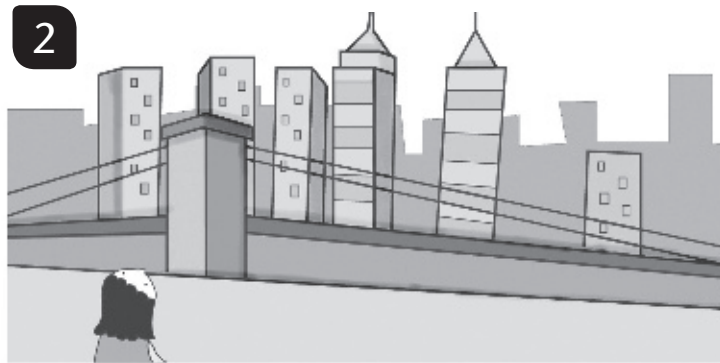
## Lesson 5

1 Listen, look, read and circle true (T) or false (F).



Sue and Kate are sisters.

T / F



Lily is from London.

T / F



Sue and Kate are playing outside.

T / F




Mrs. Smith is reading a book.


T / F


2 Read, look and number.

1. She's eating.    2. She's singing.

3. She's running.    4. She's writing.



1  3 Listen, look and number in order.



2 Look and circle.



# Unit 1

## Lesson 7

1 Look and order.

1 s a h t



M

2 t r



A

3 g e a i d n



R

4 s c u i



M

2 Look and write the names.

✓ = like ✗ = don't like

	English	P.E.	reading	writing
Matt	✓	✓	✗	✗
Emma	✓	✗	✓	✗
Jess	✗	✓	✗	✓
Jack	✗	✗	✓	✓



1 I like English and reading. I don't like P.E.

\_\_\_\_\_

2 I like reading. I don't like English or P.E.

\_\_\_\_\_



3 I like P.E. I don't like reading or writing.

\_\_\_\_\_

4 I like P.E. and writing. I don't like English.






\_\_\_\_\_





# Phonics

## Unit 1 Lesson 8

**1** Look and colour the objects that sound alike.

a  = blue      e  = purple      i  = yellow  
o  = orange      u  = green



**2**   Listen, look and complete the words.



p \_ \_ n



h \_ \_ t



cl \_ \_ ck



r \_ \_ g



p \_ \_ g

6



2



---

---

---

---

# Harmonic music

Unit 1  
Lesson 10  
culture

1 Read and match.



1. She's playing the guitar.



2. She's playing the drum.



3. She's playing the piano.

4. He's playing the cello.

5. He's playing the flute.

6. He's playing the saxophone.




2 Complete the sentence and draw.  
I'm playing the \_\_\_\_\_.

A large, empty rectangular box with a decorative border. The box is intended for a drawing. There are musical notes at the corners: top-left, top-right, bottom-left, and bottom-right.

# Unit 1 Review

1 Look, read and match.




☐ I like reading.


☐ I don't like writing.

☐ I like Maths.

☐ I don't like football.



2 Look and complete.



1. What's she doing?

She's \_\_\_\_\_.

2. Where is she?

She's in the \_\_\_\_\_.



1. What's he doing?

He's \_\_\_\_\_.

2. Where is he?

He's in the \_\_\_\_\_.

# Unit 1 Review


3 Draw and complete the chart about you.



Paul



Sylvia



Me

hair /eyes	I'm from...	I like...	I don't like...
blond blue	Manchester	Maths	Art
red green	Exeter	P.E.	writing

4 Look and complete the speech bubbles.

1 My name's \_\_\_\_\_. I'm from Manchester. I've got \_\_\_\_\_ hair and \_\_\_\_\_ eyes. I like \_\_\_\_\_. I don't like Art.

2 My name's \_\_\_\_\_. I've got red hair and \_\_\_\_\_ eyes. I like P.E. I don't like \_\_\_\_\_. I'm from \_\_\_\_\_.

3 My name's \_\_\_\_\_. I'm from \_\_\_\_\_.  
I've got \_\_\_\_\_ hair and \_\_\_\_\_ eyes.  
I like \_\_\_\_\_. I don't like \_\_\_\_\_.